

HIGH CURRENT SHIELDED SURFACE-MOUNT WIRE-WOUND INDUCTORS


LQH220S SERIES

FEATURES:

- Ferrite shielded structure
- High Frequency Design
- Lower DCR permits High Idc
- Available in E12 series
- Excellent Q SRF Values
- Lead free versions
- RoHS compliant
- Excellent Thermal Stability

COMMON APPLICATIONS:

- Modems PDP. LCD TVs convertor
- Mobile Radios DC/DC convertor
- Cordless Telephones Car radios
- Global Positioning Systems
- Wireless Communications Equipment
- Networking System,xDSL Filter
- Computer Products and Peripherals



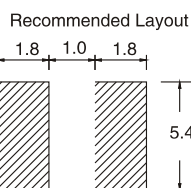
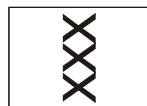
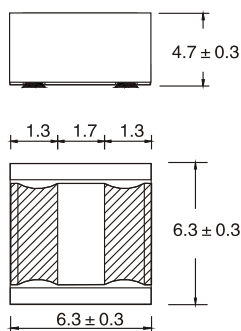
ELECTRICAL CHARACTERISTICS:

Part Number	L (μH)	L Test Freq (KHz)	Q (Min)	Q Test Freq (MHz)	SRF (MHz)	DCR (Ω Max)	IDC (mA Max)
LQH2220S-R27M	0.27	1	20	1	300	0.007	6000
LQH2220S-R68M	0.68	1	20	1	180	0.010	5300
LQH2220S-1R0M	1.0	1	30	1	150	0.013	4700
LQH2220S-1R5M	1.5	1	30	1	110	0.016	3800
LQH2220S-2R2M	2.2	1	30	1	80	0.019	3300
LQH2220S-3R3M	3.3	1	30	1	40	0.022	2600
LQH2220S-4R7M	4.7	1	30	1	30	0.025	2200
LQH2220S-6R8M	6.8	1	30	1	25	0.029	1800
LQH2220S-100K	10	1	30	1	20	0.036	1600
LQH2220S-150K	15	1	35	1	17	0.069	1300
LQH2220S-220K	22	1	35	1	15	0.087	1100
LQH2220S-470K	33	1	35	1	12	0.14	860
LQH2220S-680K	47	1	35	1	10	0.17	760
LQH2220S-101K	68	1	35	1	7.6	0.29	600
LQH2220S-151K	100	0.1	40	0.796	6.5	0.36	520
LQH2220S-221K	150	0.1	45	0.796	5.5	0.63	420
LQH2220S-331K	220	0.1	45	0.796	4.0	0.79	350
LQH2220S-391K	330	0.1	45	0.796	3.2	1.8	280
LQH2220S-471K	470	0.1	50	0.796	2.5	2.2	240
LQH2220S-681K	680	0.1	50	0.796	2.0	3.9	200
LQH2220S-102K	1000	0.01	50	0.252	1.7	4.9	160
LQH2220S-222K	2200	0.01	50	0.252	1.2	9.4	100
LQH2220S-472K	4700	0.01	50	0.252	0.8	19.5	70
LQH2220S-103K	10000	0.01	50	0.252	0.5	39.7	50

Note:1. K= ± 10%,M= ± 20%

PHYSICAL CHARACTERISTICS

Dimensions(mm)



Winding



- Inductance Testing: HP4291A,HP16193A,HP4286A or equivalent
- RDC:QuadTech 1880 Milliohmmer
- Q- HP4342A
- SRF-HP4191A
- Rated Current L value drop10%typ.at IDCagainst its initial value
- Temperature rise 40°C Max Reference ambient temperature
- Solderability: 75% of the terminal electrode shall be covered
- Soldering Methods: Wave,Reflow
- Operating Temperature:-25°C to +85°C
- Storage Temperature: -55°C to +125°C

Note: All specifications subject to change without notice.